



Degreed Integration Guide

01 Apr 2025

Purpose

The purpose of this document is to provide Workera customers and prospects with an overview of the Degreed-Workera integration and to support their implementation planning.

Overview

The integration between Degreed and Workera allows users to locate a Workera skills assessment in Degreed, launch that assessment in Workera, and upon completion, see the Workera completion and scores reflected on the user's Degreed profile.

Additionally, for admins, the integration provides visibility into Workera domains, historical assessments and skills rating in Degreed and allows the admin to enable/disable the integration via API keys

Data

Overview

The integration pushes data from Workera to Degreed to:

- Create an assessment on Degreed for each Workera domain
- Push assessment completions to Degreed as a Degreed completion
- Push assessment scores to Degreed as user skill ratings

The integration leverages **user email** as the key identifier between Workera and Degreed. The user's email must match on both platforms for the completion and skill rating to be associated with their Degreed profile.

Degreed REST APIs

Workera leverages the Degreed API to push the domain, assessment and skills data from Workera to Degreed, syncing across the two platforms via the following Degreed endpoints:

Description	Endpoint	Fields
/content/assessments	Create a New Assessment	<ul style="list-style-type: none">external-idtitlesummaryurlnum-questionspublish-date
/completions	Create a New Completion	<ul style="list-style-type: none">User-id (user email)User-identifier-type (email)content-idcompleted-at
/skill-ratings	Create a New Skill Rating	<ul style="list-style-type: none">user-id (user email)user-identifier-type (email)skill-idskill-namerating-label (1-300)rating-type (workera)

Security

Degreed uses OAuth 2.0 bearer access tokens for authentication and authorization. Scopes are used to control sets of operations and resources that an access token permits.

Data Frequency

The integration is built to push data in a nightly batch cycle but also provides the following capabilities:

- Assessment completion: Each time a user completes an assessment, completion and skills rating data is pushed to that it is instantly available to the user in Degreed
- Manual: It is also possible to push the data manually, as an Admin

Configuration

Step

Create Degreed API token

Be sure to include the following Scopes:

Scope	Access	Description
Users	Read	Allows user-to-skill_ratings association
Content	Write	Allows Workera to create assessment objects
Completions	Write	Allows Workera to create assessment completions
Skill Ratings	Write	Allows Workera to create skill ratings on the Degreed user's profile

Copy the following:

- Client Id
- Client secret
- Degreed region

Description

API Keys

Create New API Key

Name

Name

Provider

Search for Providers

Scopes

Users

☐ Read

☐ Write

Content

☐ Read

☐ Write

Completions

☐ Read

☐ Write

Required Learning

☐ Read

☐ Write

Groups

☐ Read

☐ Write

Pathways

☐ Read

☐ Write

Recommendations

☐ Read

Views

☐ Read

Search Terms

☐ Read

Skill Plans

☐ Read

☐ Write

Skill

☐ Read

☐ Write

Logins

☐ Read

Providers

☐ Read

Provider Content

☐ Read

☐ Write

Provider Completion

☐ Read

☐ Write

Provider Required Learning

☐ Read

☐ Write

User Skills

☐ Read

☐ Write

Skill Ratings

☐ Read

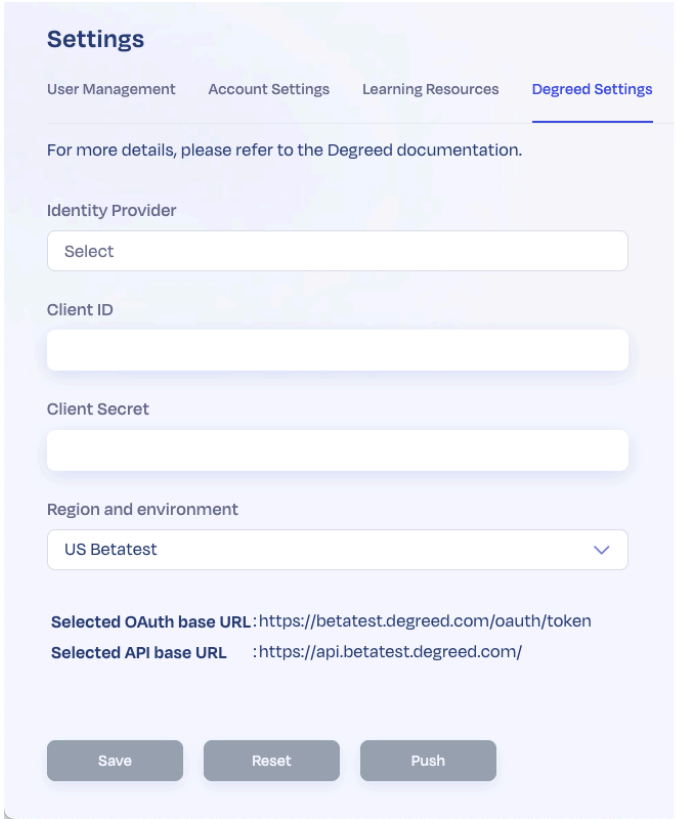
☐ Write

Today's Learning

☐ Read

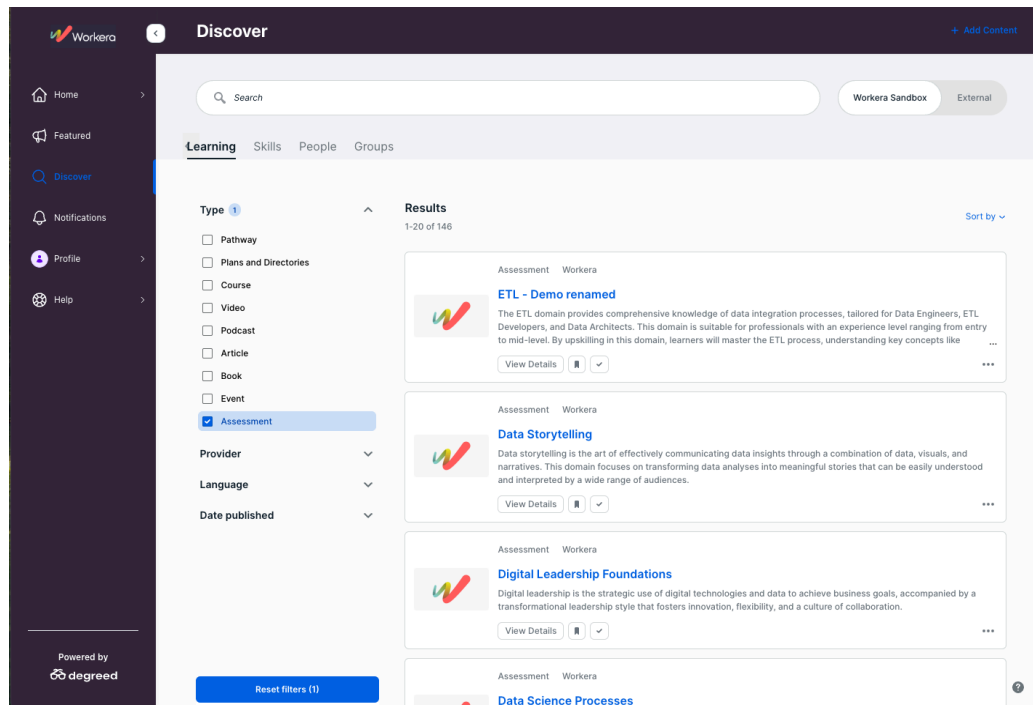
Provider Keys (No Limit)

Client Name	Provider	Client Id	Scopes	Date Created
provider key	workera		Users R Content R/W Completions R/W Skill R Skill Ratings R/W Provider Users R/W	Apr 2, 2024

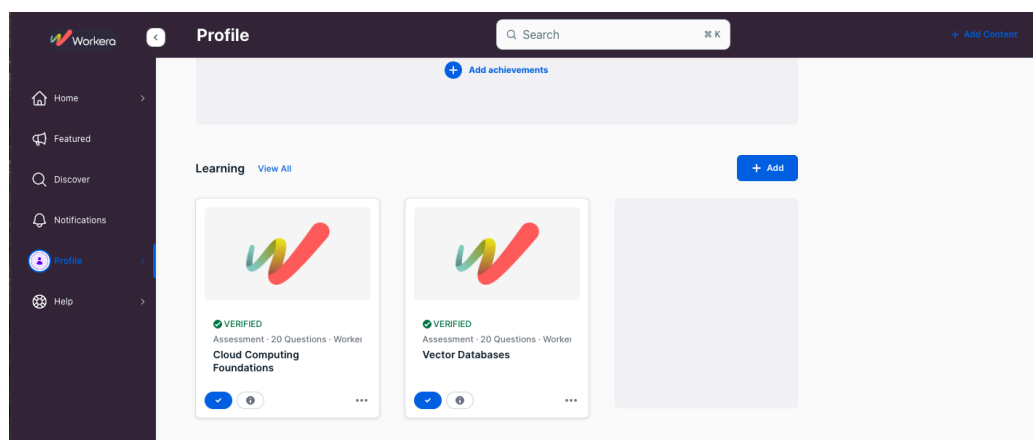
Step	Description
<p>Configure Workera Admin page</p> <ul style="list-style-type: none"> As an Admin, access Settings via the dropdown in the upper right corner of the user interface. Select Degreed Settings Enter prerequisites in appropriate fields <ul style="list-style-type: none"> Identity Provider: Confirm if you are using SSO (this is a component of the deeplinks in Degreed) Client ID (from Degreed) Client Secret (from Degreed) Region and Environment - In which Degreed region are you hosted? <p>Click Save to save the values</p>	
<p>Launch Initial Workera Sync</p> <ul style="list-style-type: none"> Select “Push” to initiate a sync backfilling historical assessment scores and the existing assessment catalog 	

Sample Degreed Screen Shots

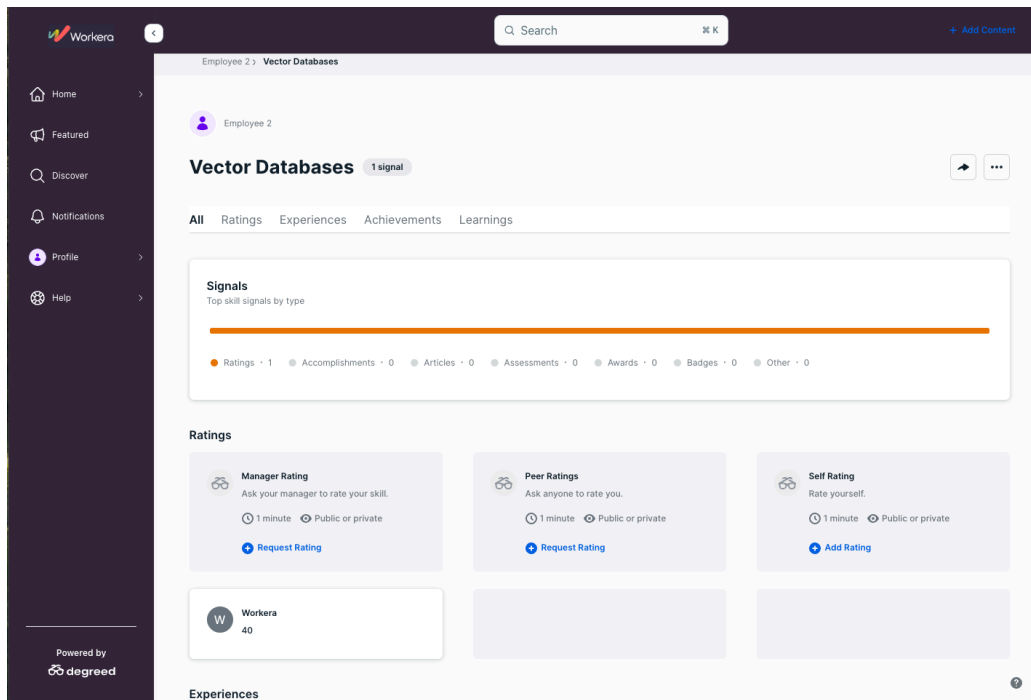
Workera Assessments available in Degreed



Workera Completions available in Degreed



Workera Results available in Degreed User Skill Ratings



The screenshot displays the Workera interface for 'Employee 2' under the 'Vector Databases' section. The interface includes a dark sidebar with navigation links: Home, Featured, Discover, Notifications, Profile, and Help. The main content area has a search bar and a '+ Add Content' link. Below the search bar, the 'Vector Databases' section shows '1 signal' and a tabbed interface with 'All', 'Ratings', 'Experiences', 'Achievements', and 'Learnings'. The 'Ratings' tab is active, displaying a 'Signals' section with a horizontal bar chart and a legend: Ratings (1), Accomplishments (0), Articles (0), Assessments (0), Awards (0), Badges (0), and Other (0). Below this, the 'Ratings' section contains three cards: 'Manager Rating' (Ask your manager to rate your skill, 1 minute, Public or private, Request Rating), 'Peer Ratings' (Ask anyone to rate you, 1 minute, Public or private, Request Rating), and 'Self Rating' (Rate yourself, 1 minute, Public or private, Add Rating). At the bottom, there is a 'Workera 40' badge and an 'Experiences' section.